

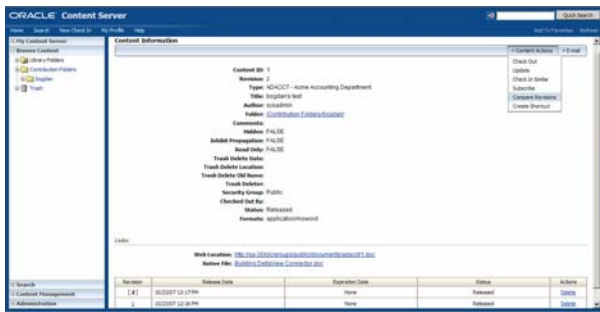
The Oracle UCM Connector for File Compare

Compare Different Versions of Documents from within the Oracle Content Server to Speed up Your Document Review and Approval Workflow Process, and Obtain Accurate Comparison Results.

The Oracle UCM Connector for File Compare allows you to effortlessly compare different versions of Oracle Content Server document from within the Content Server. Once installed and configured in the Oracle Content Server, it works with a document comparison application of your choice to deliver fast, accurate comparison results of different document versions, or one document to multiple versions, saving you costs and increasing your document automation efficiency.

How It Works

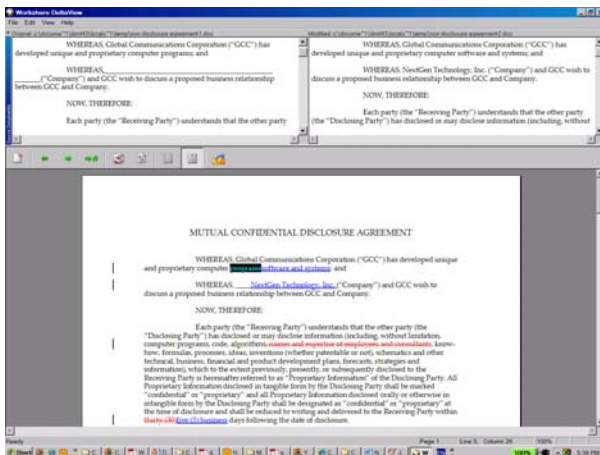
1) Select a document to compare different versions and choose "Compare Revisions" in the Actions menu.



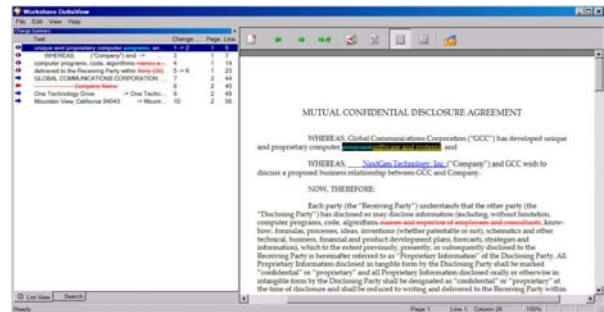
2) Select two revisions and click "Compare Revisions" button.



3) View comparison result. (e.g., Workshare Professional)



4) View change summary. (e.g., Workshare Professional)



The File Compare Connector installs in the Oracle Content Server as an Oracle Content Server component. It launches any document comparison application with a command line interface from within the Oracle Content Server. Document comparison features and supported file types of the original comparison application are supported without leaving the Oracle Content Server.

Supported Document Comparison Applications

- Workshare Professional 5: Word-Word, PDF-PDF, Word-PDF, PDF-Word; one-to-one, or one-to-many
- Microsoft Office 2007: MS Office 2007 Documents – Word, Excel (.docx, .xlsx)
- Beyond Compare: TXT, XML
- Compare Suite: PDF, DOC, XLS, HTM, ZIP, Binary

Minimum Requirements

- Oracle Content Server 10gR3 or higher
- Document Comparison Application of your choice on each desktop (e.g., Workshare Professional 5)

Contact Us

For more information, call +1.800.899.7724 or visit our website at www.softlinx.com.

Copyright 2009, Softlinx, Inc. All Rights Reserved.